

# SAFER-U

Strategies, Awareness, and Fentanyl Education Resources for Universities.



## What you will learn:



What is fentanyl?



Why is fentanyl so prevalent?



Where is fentanyl found?



Navigating and reducing fentanyl-related risk



Actionable ways that you can help others



Resources

SCAN ME



By enrolling in this 15 minute course, YOU could save a life!

## Brought to you by:



Carry Naloxone.  
Never use alone.  
<https://neverusealone.com/>  
800-484-3731





# FENTANYL TEST STRIPS

## QUICK REFERENCE GUIDE



### SEE INSIDE FOR FULL INSTRUCTIONS

A visual guide to testing only a portion of your drugs. This method should only be used if you cannot dilute and test everything.

### WHAT YOU NEED




Drugs



Plastic bottlecap  
1 tsp (5 ml)



10 mg micro scoop




DanceSafe fentanyl test strip

### 1 Crush and shake.

1



2

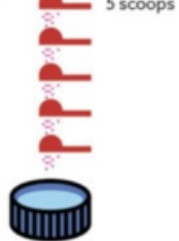


### 2 Measure and dilute.

1



2



### 3 Stir and test.

1



2



3



#### FENTANYL



#### NO FENTANYL



**Warning:** These instructions only work for DanceSafe branded fentanyl test strips. If you have the older, blue strips they can give false positives with meth and MDMA, as well as cocaine that contains levamisole. Instructions and info:

[dancesafe.org](http://dancesafe.org)

